



Handling System for Dishwasher Short roller conveyors


ITEM #

MODEL #

NAME #

SIS #

AIA #



865185 - 865186 - 863000 - 863001 - 863002 - 863003 -
865187 - 863004 - 863005 - 863006 - 863007 - 865188 -
863008 - 863009 - 863010 - 863011 - 863012

Short Form Specification

Item No.

Constructed in 304 AISI stainless steel. Basin with sloping bottom and drain.
Short plastic rollers. Square 40x40mm square legs with height-adjustable
feet. Designed for 500x500mm dishwashing baskets.
Knock-down delivery.

Main Features

- The table can be used in loading and/or unloading sides.
- Suitable to install either a single unit with dishwasher or combined with other tables.
- The table is suitable for both rack type and hood type dishwasher. Rack type dishwasher can be connected directly to the table, while there are optional accessories to adapt the table with hood type dishwasher.
- Conveyors supplied as knockdown and easy to assemble.
- "Key holes" and "snap on" system reduces the number of screws needed for fast and easy installation.
- Improved end limit switch for easier cleaning and higher reliability.
- Manual rack movement with short rollers.
- Drain can be turned 360°.
- Designed to transport 500x500 mm dishwashing baskets.

Construction

- Two legs included.
- Stainless steel feet 50 mm adjustable in height to align the operation height between the dishwasher and table.
- Thick welded flanges for sturdy connection between the units.
- All surfaces smooth with polished finish.
- 40x40 mm square tubular legs in AISI 304 stainless steel.
- AISI 304 1,2mm stainless steel basin.
- Self-bearing undershelf eliminates the need for additional frames.
- Conveyors optionally equipped with end-limit switch, end plate, guides for racks, and undershelves.
- Sloping bottom of the table grants a smooth and rapid drainage.

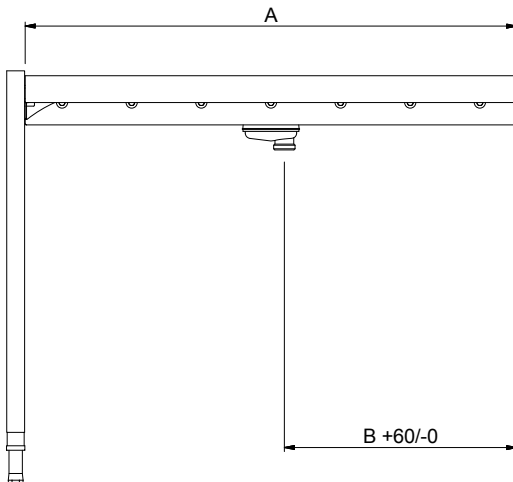
Sustainability



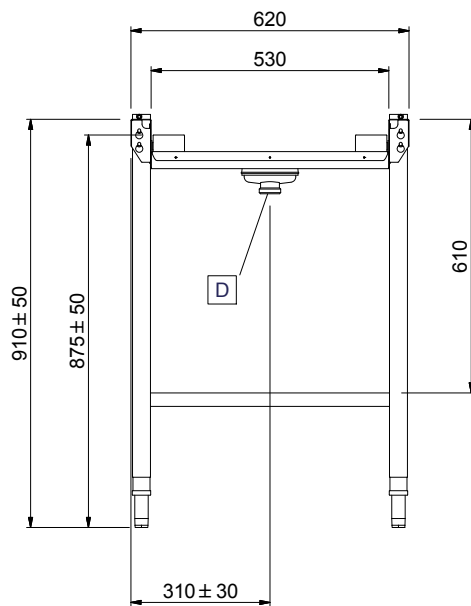
- The short roller conveyor is available in 600mm length and from 1100mm up to 2600mm with 100mm-step length.

APPROVAL: _____

Front

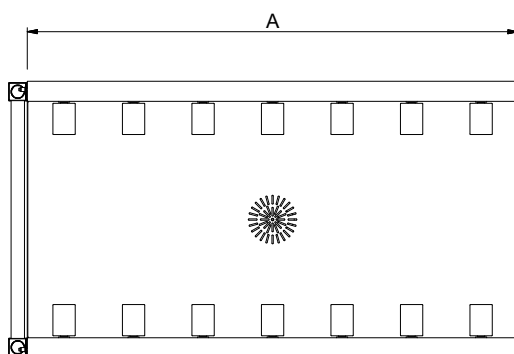


Side



D = Drain

Top



Key Information:

External dimensions, Width:

865185 (HSSRC6)	600 mm
865186 (HSSRC11)	1100 mm
863000 (HSSRC12)	1200 mm
863001 (HSSRC13)	1300 mm
863002 (HSSRC14)	1400 mm
863003 (HSSRC15)	1500 mm
865187 (HSSRC16)	1600 mm
863004 (HSSRC17)	1700 mm
863005 (HSSRC18)	1800 mm
863006 (HSSRC19)	1900 mm
863007 (HSSRC20)	2000 mm
865188 (HSSRC21)	2100 mm
863008 (HSSRC22)	2200 mm
863009 (HSSRC23)	2300 mm
863010 (HSSRC24)	2400 mm
863011 (HSSRC25)	2500 mm
863012 (HSSRC26)	2600 mm

External dimensions, Depth:

620 mm

External dimensions, Height:

910 mm

Net weight:

865185 (HSSRC6)	10 kg
865186 (HSSRC11)	15 kg
863000 (HSSRC12)	16 kg
863001 (HSSRC13)	17 kg
863002 (HSSRC14)	18 kg
863003 (HSSRC15)	19 kg
865187 (HSSRC16)	20 kg
863004 (HSSRC17)	21 kg
863005 (HSSRC18)	22 kg
863006 (HSSRC19)	23 kg
863007 (HSSRC20)	24 kg
865188 (HSSRC21)	25 kg
863008 (HSSRC22)	26 kg
863009 (HSSRC23)	27 kg
863010 (HSSRC24)	28 kg
863011 (HSSRC25)	29 kg
863012 (HSSRC26)	30 kg

Height adjustment:

50/50 mm

Basin material:

Stainless Steel AISI 304 - EN 1.4301

Type of rollers:

Short

	865185	865186	863000	863001	863002	863003	865187	863004	863005	863006	863007	865188	863008	863009	863010	863011	863012
863077 - Plain undershelf for roller conveyor, 1200 mm			✓	✓	✓	✓	✓	✓	✓	✓	✓	✓	✓	✓	✓	✓	✓
863078 - Plain undershelf for roller conveyor, 1300 mm				✓	✓	✓	✓	✓	✓	✓	✓	✓	✓	✓	✓	✓	✓
863079 - Plain undershelf for roller conveyor, 1400 mm					✓	✓	✓	✓	✓	✓	✓	✓	✓	✓	✓	✓	✓
863080 - Plain undershelf for roller conveyor, 1500 mm						✓	✓	✓	✓	✓	✓	✓	✓	✓	✓	✓	✓
863081 - Plain undershelf for roller conveyor, 1700 mm								✓	✓	✓	✓	✓	✓	✓	✓	✓	✓
863082 - Plain undershelf for roller conveyor, 1800 mm									✓	✓	✓	✓	✓	✓	✓	✓	✓
863083 - Plain undershelf for roller conveyor, 1900 mm										✓	✓	✓	✓	✓	✓	✓	✓
863084 - Plain undershelf for roller conveyor, 2000 mm											✓	✓	✓	✓	✓	✓	✓
863085 - Plain undershelf for roller conveyor, 2200 mm													✓	✓	✓	✓	✓
863086 - Plain undershelf for roller conveyor, 2300 mm														✓	✓	✓	✓
863087 - Plain undershelf for roller conveyor, 2400 mm															✓	✓	✓
863088 - Plain undershelf for roller conveyor, 2500 mm																✓	✓
863089 - Plain undershelf for roller conveyor, 2600 mm																	✓
863103 - Grid undershelf, 1200 mm			✓	✓	✓	✓	✓	✓	✓	✓	✓	✓	✓	✓	✓	✓	✓
863104 - Grid undershelf, 1300 mm				✓	✓	✓	✓	✓	✓	✓	✓	✓	✓	✓	✓	✓	✓
863105 - Grid undershelf, 1400 mm					✓	✓	✓	✓	✓	✓	✓	✓	✓	✓	✓	✓	✓
863106 - Grid undershelf, 1500 mm						✓	✓	✓	✓	✓	✓	✓	✓	✓	✓	✓	✓
863107 - Grid undershelf, 1700 mm								✓	✓	✓	✓	✓	✓	✓	✓	✓	✓
863108 - Grid undershelf, 1800 mm									✓	✓	✓	✓	✓	✓	✓	✓	✓
863109 - Grid undershelf, 1900 mm										✓	✓	✓	✓	✓	✓	✓	✓
863110 - Grid undershelf, 2000 mm											✓	✓	✓	✓	✓	✓	✓
863111 - Grid undershelf, 2200 mm													✓	✓	✓	✓	✓
863112 - Grid undershelf, 2300 mm														✓	✓	✓	✓
863113 - Grid undershelf, 2400 mm															✓	✓	✓
863114 - Grid undershelf, 2500 mm																✓	✓
863115 - Grid undershelf, 2600 mm																	✓
865162 - Emergency stop kit for Rack Type Dishwasher (not for Basic handling system)	✓	✓	✓	✓	✓	✓	✓	✓	✓	✓	✓	✓	✓	✓	✓	✓	✓
865163 - Connection plate (short) for left side to connect handling system to hood type	✓	✓	✓	✓	✓	✓	✓	✓	✓	✓	✓	✓	✓	✓	✓	✓	✓
865164 - Connection plate (long) for front and right side to connect handling system to hood type	✓	✓	✓	✓	✓	✓	✓	✓	✓	✓	✓	✓	✓	✓	✓	✓	✓
865217 - End plate for conveyor table	✓	✓	✓	✓	✓	✓	✓	✓	✓	✓	✓	✓	✓	✓	✓	✓	✓
865218 - End limit switch for short roller conveyor	✓	✓	✓	✓	✓	✓	✓	✓	✓	✓	✓	✓	✓	✓	✓	✓	✓
865219 - Plain undershelf for roller conveyor, 600 mm	✓	✓	✓	✓	✓	✓	✓	✓	✓	✓	✓	✓	✓	✓	✓	✓	✓
865220 - Plain undershelf for roller conveyor, 1100 mm		✓	✓	✓	✓	✓	✓	✓	✓	✓	✓	✓	✓	✓	✓	✓	✓
865221 - Plain undershelf for roller conveyor, 1600 mm							✓	✓	✓	✓	✓	✓	✓	✓	✓	✓	✓
865222 - Plain undershelf for roller conveyor, 2100 mm												✓	✓	✓	✓	✓	✓
865223 - Guide rack for 4 dishwasher baskets, 1100 mm - 1500 mm		✓	✓	✓	✓	✓	✓	✓	✓	✓	✓	✓	✓	✓	✓	✓	✓
865224 - Guide rack for 8 dishwasher baskets, 1600 mm - 2000 mm							✓	✓	✓	✓	✓	✓	✓	✓	✓	✓	✓
865225 - Guide rack for 12 dishwasher baskets, 2100 mm - 2500 mm												✓	✓	✓	✓	✓	✓
865226 - Guide rack for 16 dishwasher baskets, 2600 mm																	✓
865234 - Connection bracket for plain undershelf and grid undershelf (to be used if roller conveyor is connected directly to Rack Type Dishwasher)	✓	✓	✓	✓	✓	✓	✓	✓	✓	✓	✓	✓	✓	✓	✓	✓	✓
865235 - Connection bracket for plain undershelf and grid undershelf (to be used if roller conveyor is connected directly to Rack Type Dishwasher with splash hood)	✓	✓	✓	✓	✓	✓	✓	✓	✓	✓	✓	✓	✓	✓	✓	✓	✓
865236 - Grid undershelf, 600 mm	✓	✓	✓	✓	✓	✓	✓	✓	✓	✓	✓	✓	✓	✓	✓	✓	✓
865237 - Grid undershelf, 1100 mm		✓	✓	✓	✓	✓	✓	✓	✓	✓	✓	✓	✓	✓	✓	✓	✓
865238 - Grid undershelf, 1600 mm							✓	✓	✓	✓	✓	✓	✓	✓	✓	✓	✓
865239 - Grid undershelf, 2100 mm												✓	✓	✓	✓	✓	✓
865253 - Inclined extension table for roller conveyor	✓	✓	✓	✓	✓	✓	✓	✓	✓	✓	✓	✓	✓	✓	✓	✓	✓
865452 - Plain undershelf for roller conveyor, 800 mm		✓	✓	✓	✓	✓	✓	✓	✓	✓	✓	✓	✓	✓	✓	✓	✓
865453 - Grid undershelf, 800 mm		✓	✓	✓	✓	✓	✓	✓	✓	✓	✓	✓	✓	✓	✓	✓	✓

Optional Accessories